構造断面図 Internal Structure

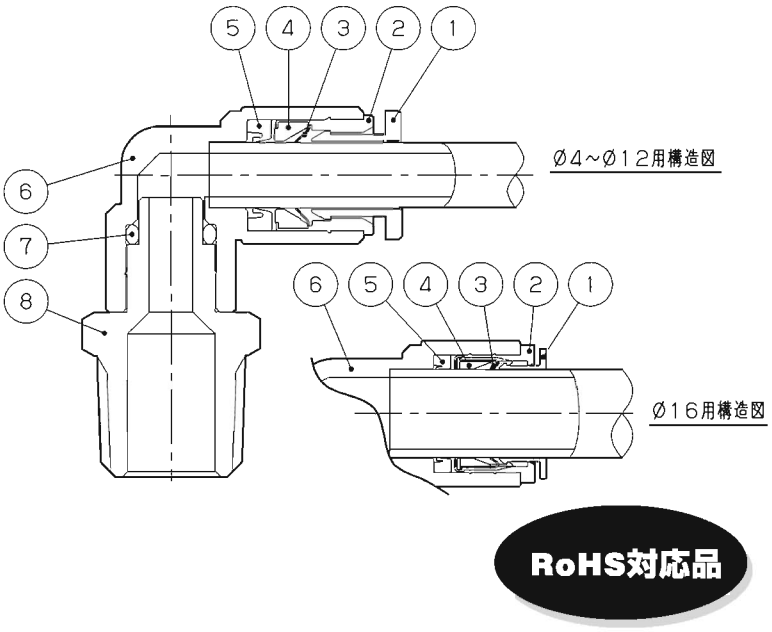

主な特長 Main Features

工具不要のワンタッチ継手

軽くチューブを差し込むだけで取付完了。
プッシュリングを押しながら片手でチューブを引抜くだけで簡単に取外しができます。

Instant fitting eliminates need for tools

Easy connection by only inserting the tube lightly.
Can be disconnected easily by pulling out the tube while pushing the releasing sleeve with another hand.

配管スペースを大幅に縮小

チューブ脱着時の工具作業スペースが不要。又、本体ねじ部を廻せる構造ですから、
配管方向を自由に変えることが可能で、狭い場所での配管作業も容易です。

Great reduction of plumbing space

Tool working space for putting on or taking off the tube is unnecessary.
Structure to be able to turn the screw of main body makes it possible to change a plumbing direction freely.Hence the plumbing work at small place is easy.

白色難燃性樹脂を採用

樹脂部には難燃材料を使用（UL94規格V-0相当）

Utilizing the white flame-retardant resin

The resin part is made of flame-retardant material (equivalent to UL94 V0 standard)

黄銅部品はカドミウム規制材（含有量75ppm以下）を使用

RoHS対応品（2007年7月現在）

The brass part is made of the cadmium regulation materials (cadmium content of 75 ppm or less)

(Corresponding to the RoHS Regulations / As of July, 2007)

黄銅部無電解ニッケルメッキを採用

黄銅部分は無電解ニッケルメッキ処理により美観と耐蝕性が向上しています。

Adopting electroless nickel plating to the brass part

Electroless nickel plating processing improves the beautiful appearance and the corrosion resistance of the brass part.

ねじ部にテフロン樹脂をコーティング

シールテープ、シール剤不要の為、作業時間、作業工数が大幅に短縮され、しかも作業時のバラツキ（巻きムラ）による漏れの心配がありません。耐水性・耐油性に優れています。

Fluoric resin-coated screw

No need to use the seal tapes or the seal materials. It makes the working hour and the work man-hour greatly shortened. Also there is no worry of leakage caused by scroll irregularity. Excellent in water and oil resistance performance.

主要部品材質 Main Part Materials

名　称 Part Name	材　質 Material
①プッシュリング Push ring	PBT（V-0） 難燃性樹脂（UL94規格V-0相当） Flame - retardant resin (equivalent to UL94 V-0 standard)
②アウターリング Outer ring	C3604BD カドミウム規制材（75ppm以下） Cadmium regulation materials (cadmium content of 75 ppm or less)
③チャック Chuck	SUS301
④ホルダー Holder	樹脂製 Resin
⑤パッキン Packing	NBR
⑥本　体 Body	金属製 C3604BD カドミウム規制材（75ppm以下） Cadmium regulation materials (cadmium content of 75 ppm or less)
	樹脂製 PBT（V-0） 難燃性樹脂(UL94規格V-0相当) Flame - retardant resin (equivalent to UL94 V-0 standard)
⑦Oリング O ring	NBR
⑧打込ニップル Insert nipple	C3604BD カドミウム規制材（75ppm以下） Cadmium regulation materials (cadmium content of 75 ppm or less)

適用チューブ Applicable Tube

ナイロンチューブ Nylon tube	F-15、AX-12
ウレタンチューブ Polyurethane tube	U-92、U-95
エコフレックスチューブ eco-flex tube	ecos, ecoh, ecoh(hp-ls)

仕　様 Specifications

使用流体 Fluid used	空気・水（条件あり）* Air・Water(Please consult us about the condition to use)
使用圧力 Working pressure	0～1MPa（10kgf/cm²）
負　圧 Negative pressure	10Torr（−750mmHg）
使用温度 Working temperature	空 気：−15～60℃（凍結なきこと） Air：(Not to be frozen) 水：5～40℃ Water：

*詳細は弊社までお問い合わせください。

型番表示方法 How to designate

Z H - 04 1 L

Z JOINTシリーズ記号 Z JOINT Seiris Name

機種別 Part No. of Standard type

H	ハーフユニオン	Male Connector
L	エルボユニオン	Male Elbow
45L	45° エルボ	45° Male Elbow
F	両口エルボユニオン	Union Elbow
Y	Y型ユニオン	Y Type Connector
C	C型ユニオン	C Type Connector
D	D型ユニオン	D Type Connector
T	T型ユニオン	T Type Union
S	ストレートユニオン	Equal Union
X	バルクヘッドユニオン	Bulkhead Union
K	バルクヘッドユニオン(M)	Bulkhead Union (M)
E	隔壁メスユニオン	Bulkhead Union
P	メスユニオン	Female Connector
LY	2口ターンエルボ	Two Port Turn Elbow
TR	テトラユニオン	Tetra Connector
FY	FY型ユニオン	FY Type Connector
WY	二重Y型ユニオン	Double Y Type Connector
CR	クロスユニオン	Cross Union
R	レジューサー	Reducer
CP	キャップ	Cap
M	ブロックマニホールド(シングル)	Block Manifolds (Single)
BM	ブロックマニホールド	Block Manifolds

J	接続・異径プラグ	Reducing Connector Plug
M	ブランクプラグ	Blank Plug

適用チューブ外径 Applicable Tube O.D.

04	φ4
06	φ6
08	φ8
10	φ10
12	φ12
16	φ16
0404	φ4、φ4
0406	φ4、φ6
0408	φ4、φ8
0604	φ6、φ4
0606	φ6、φ6
0608	φ6、φ8
0610	φ6、φ10
0808	φ8、φ8
0810	φ8、φ10
0812	φ8、φ12
1010	φ10、φ10
1012	φ10、φ12
1212	φ12、φ12

ねじサイズ Screw Size

無記号	取付ねじ無し
0	No Set Screw
5M	M5×0.8
1	R(Rc)1/8
2	R(Rc)1/4
3	R(Rc)3/8
4	R(Rc)1/2

その他の組合せ Part No. of Other type

S	ハーフユニオン(丸)	Male Connector
L	ロングエルボ	Long Male Elbow
R	ターンエルボ	Turn Elbow
N	R(PT)付	With R(PT)
P	プラグ	Plug
V	接続プラグ	Connector Plug
BV	ブランクプラグ	Blank Plug

適用チューブ外径と接続ねじにおける製品対比表 Connecting Screw and Out diameter of applicable tubes

●：全ての製品バリエーションあり Product Variation exists for all.
▲：一部の製品バリエーションなし Product Variation exists only partially.

	M5×0.8	R(Rc)1/8	R(Rc)1/4	R(Rc)3/8	R(Rc)1/2
φ4	●	●	▲	—	—
φ6	●	●	●	▲	—
φ8	—	●	●	●	—
φ10	—	▲	●	●	▲
φ12	—	—	▲	●	●
φ16	—	—	—	▲	▲

※φ16mmはハーフユニオン、エルボユニオン、両口エルボユニオン、T型ユニオン、バルクヘッドユニオンのみ
※φ16mm for Male Connector, Male Elbow, Union Elbow, T Type Union and Bulkhead Union only.

推奨締付トルク Recommended tightening torque

ねじトルク Screw(JIS B0203)	締付トルク(N・m) Tightening torque(N・m)
M5	0.5～1.0
R1/8	7～9
R1/4	12～14
R3/8	22～24
R1/2	28～30

※上記数値は相手ねじがJIS B0203管用テーパねじ(C3604BD製)での数値。
※Above values are for taper female screws for JIS B0203 tube (C3604BD make)

ハーフユニオン ZH・ハーフユニオン(丸)ZH-S

ハーフユニオン
Male Connector
ZH

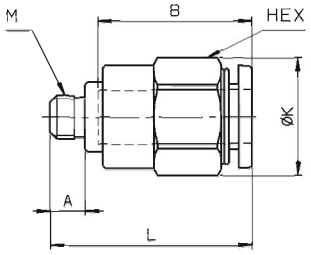

M5タイプ

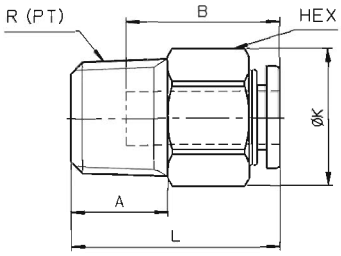

(unit : mm)

型番 Part No.	適用チューブ外径φ Applicable Tube O.D.	接続ネジ Connecting Screw R(PT),M	HEX	K	L	A	B	最小穴径 Minimum Opening	質量(g) Mass
ZH-045M	4	M5×0.8	10	11	21.5	4	16	2.5	6
ZH-041		1/8	10	11	20.5	8	16	2.5	8
ZH-042		1/4	14	15.5	19.5	11	16	2.5	15
ZH-065M	6	M5×0.8	12	13.5	23	4	17.5	2.5	9
ZH-061		1/8	12	13.5	23	8	17.5	4	11
ZH-062		1/4	14	15.5	23.5	11	17.5	4	18
ZH-063		3/8	17	19	21.5	12	17.5	4	26
ZH-081	8	1/8	14	15.5	28	8	19	5	18
ZH-082		1/4	14	15.5	27	11	19	6	17
ZH-083		3/8	17	19	22.5	12	19	6	24
ZH-101	10	1/8	17	19	31	8	21.5	5	26
ZH-102		1/4	17	19	32.5	11	21.5	8	22
ZH-103		3/8	17	19	28.5	12	21.5	8	26
ZH-104		1/2	22	24	26.5	15	21.5	8	49
ZH-122	12	1/4	19	21.5	35.5	11	23	8	37
ZH-123		3/8	19	21.5	30.5	12	23	10	32
ZH-124		1/2	22	24	29.5	15	23	10	51
ZH-163	16	3/8	24	26.5	42	12	28	12	60
ZH-164		1/2	24	26.5	37.5	15	28	13	66

ハーフユニオン(丸)
Male Connector
ZH-S

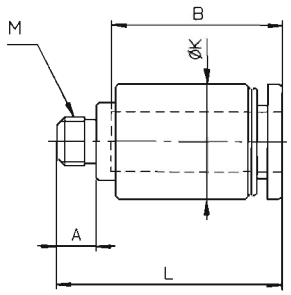

M5タイプ

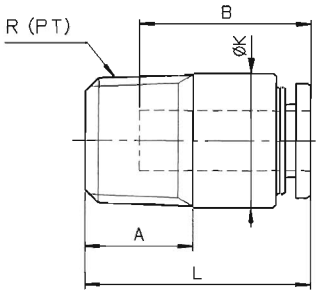

(unit : mm)

型番 Part No.	適用チューブ外径φ Applicable Tube O.D.	接続ネジ Connecting Screw R(PT),M	K	L	A	B	最小穴径HEX Minimum Opening HEX	質量(g) Mass
ZH-045MS	4	M5×0.8	9.8	21.5	4	16	2	6
ZH-041S		1/8	9.8	20.5	8	16	2.5	8
ZH-065MS	6	M5×0.8	11.8	23	4	17.5	2	7
ZH-061S		1/8	11.8	23	8	17.5	4	9
ZH-062S		1/4	13.8	23	11	17.5	4	15
ZH-081S	8	1/8	14	28	8	19	5	15
ZH-082S		1/4	14	27	11	19	6	15
ZH-083S		3/8	17	22.5	12	19	6	21
ZH-101S	10	1/8	17.5	30.5	8	21.5	5	26
ZH-102S		1/4	17.5	28.5	11	21.5	6	21
ZH-103S		3/8	17.5	28.5	12	21.5	8	27
ZH-104S		1/2	22	26.5	15	21.5	8	46
ZH-122S	12	1/4	19.5	34	11	23	6	33
ZH-123S		3/8	19.5	29.5	12	23	8	28
ZH-124S		1/2	22	28.5	15	23	8	47

エルボユニオン
Male Elbow
ZL

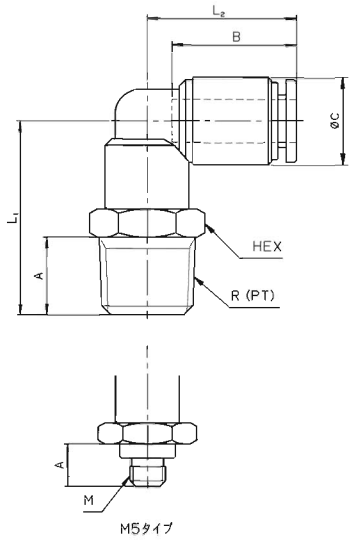

(unit : mm)

型番 Part No.	適用チューブ外径φ Applicable Tube O.D.	接続ネジ Connecting Screw R (PT) ,M	HEX	L1	L2	A	B	C	最小穴径 Minimum Opening	質量 (g) Mass
ZL-045M	4	M5×0.8	8	15	18	4	16	10	2.5	5
ZL-041		1/8	10	20.5	18.5	8	16	10	3	8
ZL-042		1/4	14	24	18.5	11	16	10	3	15
ZL-065M	6	M5×0.8	10	15	20	4	17.5	12.5	2.5	7
ZL-061		1/8	12	24	21	8	17.5	12.5	4	13
ZL-062		1/4	14	27.5	21	11	17.5	12.5	4	18
ZL-063		3/8	17	29	21	12	17.5	12.5	4	26
ZL-081	8	1/8	14	25.5	23.5	8	19	14.5	6	17
ZL-082		1/4	14	28.5	23.5	11	19	14.5	6	20
ZL-083		3/8	17	30	23.5	12	19	14.5	6	28
ZL-101	10	1/8	17	28	27	8	21.5	17.5	6.5	26
ZL-102		1/4	17	31	27	11	21.5	17.5	8	28
ZL-103		3/8	17	32.5	27	12	21.5	17.5	8	33
ZL-104		1/2	22	35.5	27	15	21.5	17.5	8	49
ZL-122	12	1/4	19	33	29.5	11	23	20	8.5	37
ZL-123		3/8	19	34.5	29.5	12	23	20	9	43
ZL-124		1/2	22	37.5	29.5	15	23	20	9	56
ZL-163	16	3/8	22	41	35.5	12	28	26.5	12	63
ZL-164		1/2	22	44	35.5	15	28	26.5	12	76

ロングエルボユニオン
Long Male Elbow
ZL-L

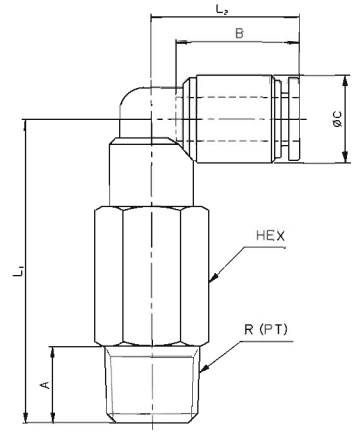

(unit : mm)

型番 Part No.	適用チューブ外径φ Applicable Tube O.D.	接続ネジ Connecting Screw R (PT)	HEX	L1	L2	A	B	C	最小穴径 Minimum Opening	質量 (g) Mass
ZL-041L	4	1/8	10	35.5	18.5	8	16	10	3	15
ZL-042L		1/4	14	39	18.5	11	16	10	3	24
ZL-061L	6	1/8	12	40	21	8	17.5	12.5	4	26
ZL-062L		1/4	14	43.5	21	11	17.5	12.5	4	34
ZL-081L	8	1/8	14	44.5	23.5	8	19	14.5	6	39
ZL-082L		1/4	14	47.5	23.5	11	19	14.5	6	39
ZL-083L		3/8	17	49	23.5	12	19	14.5	6	56
ZL-102L	10	1/4	17	56	27	11	21.5	17.5	8	69
ZL-103L		3/8	17	57.5	27	12	21.5	17.5	8	70
ZL-104L		1/2	22	60.5	27	15	21.5	17.5	8	109
ZL-122L	12	1/4	19	60	29.5	11	23	20	8.5	94
ZL-123L		3/8	19	61.5	29.5	12	23	20	9	95
ZL-124L		1/2	22	64.5	29.5	15	23	20	9	122

45°エルボ Z45L・両口エルボユニオン ZF

45°エルボ
45°Male Elbow
Z45L

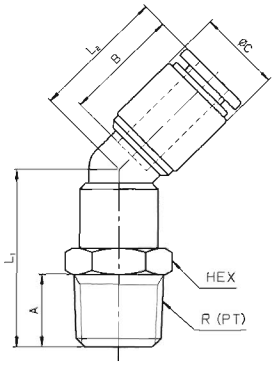

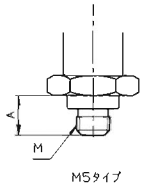

(unit : mm)

型番 Part No.	適用チューブ外径φ Applicable Tube O.D.	接続ネジ Connecting Screw R(PT),M	HEX	L_1	L_2	A	B	C	最小穴径 Minimum Opening	質量(g) Mass
Z45L-045M	4	M5×0.8	8	14.5	18	4	16	10	2.5	5
Z45L-041		1/8	10	20.5	18	8	16	10	2.5	8
Z45L-042		1/4	14	24	18	11	16	10	2.5	15
Z45L-065M	6	M5×0.8	10	15	18.5	4	17.5	12.5	2.5	6
Z45L-061		1/8	12	23.5	20	8	17.5	12.5	4	12
Z45L-062		1/4	14	27	20	11	17.5	12.5	4	17
Z45L-063		3/8	17	28.5	20	12	17.5	12.5	4	26
Z45L-081	8	1/8	14	25	22	8	19	14.5	6	16
Z45L-082		1/4	14	28	22	11	19	14.5	6	19
Z45L-083		3/8	17	29.5	22	12	19	14.5	6	28
Z45L-101	10	1/8	17	26	25	8	21.5	17.5	6.5	25
Z45L-102		1/4	17	29	25	11	21.5	17.5	8	26
Z45L-103		3/8	17	30.5	25	12	21.5	17.5	8	31
Z45L-104		1/2	22	33.5	25	15	21.5	17.5	8	47
Z45L-122	12	1/4	19	30.5	27	11	23	20	8.5	35
Z45L-123		3/8	19	32	27	12	23	20	9	41
Z45L-124		1/2	22	35	27	15	23	20	9	55

両口エルボユニオン
Union Elbow
ZF

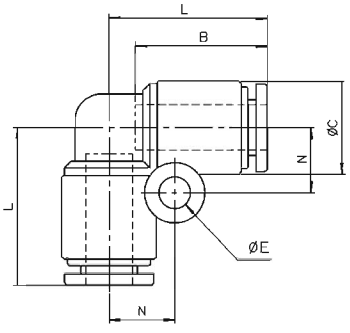

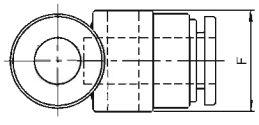

(unit : mm)

型番 Part No.	適用チューブ外径φ Applicable Tube O.D.	L	B	C	E	F	N	最小穴径 Minimum Opening	質量(g) Mass
ZF-040	4	18.5	16	10	4.2	11	7.5	2.5	5
ZF-060	6	21	17.5	12.5	4.2	13.5	8.5	4	7
ZF-080	8	23.5	19	14.5	4.2	15.5	9.5	6	9
ZF-100	10	27	21.5	17.5	4.2	18.5	11	8	15
ZF-120	12	29.5	23	20	4.2	21	12	10	18
ZF-160	16	37	28	26.5	4.2	28	12.5	13.2	42

ターンエルボユニオン
Turn Elbow
ZL-R

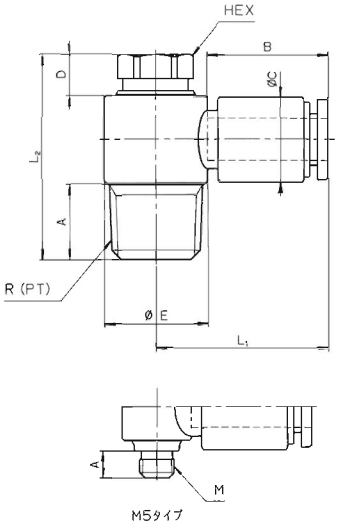

(unit : mm)

型番 Part No.	適用チューブ外径φ Applicable Tube O.D.	接続ネジ Connecting Screw R (PT) ,M	HEX	L1	L2	A	B	C	D	E	質量 (g) Mass
ZL-045MR	4	M5×0.8	8	21.5	18.5	4	16	10	3	10	6
ZL-041R		1/8	8	23	26	8	16	10	3	13	13
ZL-042R		1/4	10	24	30	11	16	10	3.5	15	24
ZL-065MR	6	M5×0.8	8	22.5	18.5	4	17.5	12.5	3	10	8
ZL-061R		1/8	8	24	26	8	17.5	12.5	3	13	14
ZL-062R		1/4	10	25	30	11	17.5	12.5	3.5	15	25
ZL-063R		3/8	14	27.5	36.5	12	17.5	12.5	4	20	45
ZL-081R	8	1/8	10	26.5	29	8	19	14.5	4	15	20
ZL-082R		1/4	12	28	32	11	19	14.5	4	17.6	31
ZL-083R		3/8	14	29	36.5	12	19	14.5	4	20	46
ZL-102R	10	1/4	14	31.5	35.5	11	21.5	17.5	4	20	42
ZL-103R		3/8	14	31.5	36.5	12	21.5	17.5	4	20	49
ZL-104R		1/2	17	34	42.5	15	21.5	17.5	4	25	82
ZL-122R	12	1/4	17	35.5	38.5	11	23	20	4	25	66
ZL-123R		3/8	17	35.5	39.5	12	23	20	4	25	68
ZL-124R		1/2	17	35.5	42.5	15	23	20	4	25	84

Y型ユニオン
Y Type Connector
ZY

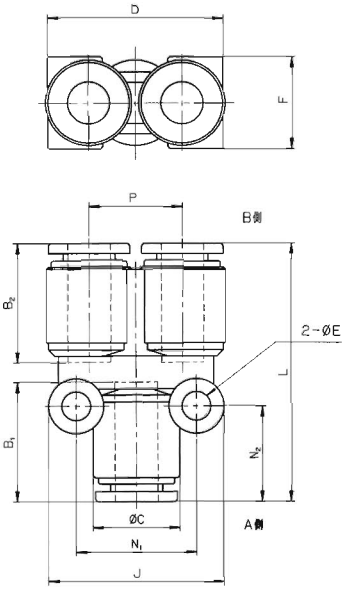

(unit : mm)

型番 Part No.	適用チューブ外径φ Applicable Tube O.D. A側 A Side	B側 B Side	L	B1	B2	C	D	E	F	J	N1	N2	P	質量 (g) Mass
ZY-0404	4	4	34.5	16	16	10	21	4.2	11	23	15	12.5	11	8
ZY-0606	6	6	37.5	17.5	17.5	12.5	26	4.2	13.5	25.5	17.5	14	13.5	11
ZY-0808	8	8	40.5	19	19	14.5	30	4.2	15.5	27	19	15	15.5	14
ZY-1010	10	10	48	21.5	21.5	17.5	36	4.2	18.5	30	22	18	18.5	23
ZY-1212	12	12	53	23	23	20	41	4.2	21	32	24	19.5	21	30
ZY-0604	6	4	37.5	17.5	16	12.5	26	4.2	13.5	25.5	17.5	14	13.5	11
ZY-0806	8	6	40.5	19	17.5	14.5	30	4.2	15.5	27	19	15	15.5	16
ZY-1008	10	8	48	21.5	19	17.5	36	4.2	18.5	30	22	18	18.5	20
ZY-1210	12	10	53	23	21.5	20	41	4.2	21	32	24	19.5	21	30

R(PT)付Y型ユニオン ZY-N・C型ユニオン ZC

R(PT)付Y型ユニオン
Y Type Connector with R(PT)
ZY-N

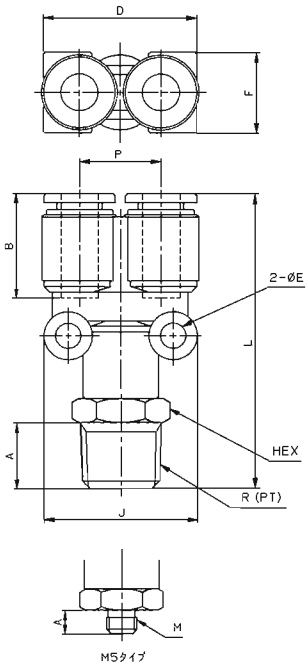

(unit : mm)

型番 Part No.	適用チューブ外径φ Applicable Tube O.D.	接続ネジ Connecting Screw R(PT),M	HEX	L	A	B	D	E	F	J	P	質量(g) Mass
ZY-045MN	4	M5×0.8	12	38	4	16	21	4.2	11	23	11	12
ZY-041N		1/8	12	42	8	16	21	4.2	11	23	11	14
ZY-042N		1/4	14	45.5	11	16	21	4.2	11	23	11	19
ZY-065MN	6	M5×0.8	12	41	4	17.5	26	4.2	13.5	25.5	13.5	17
ZY-061N		1/8	14	46	8	17.5	26	4.2	13.5	25.5	13.5	19
ZY-062N		1/4	14	49	11	17.5	26	4.2	13.5	25.5	13.5	22
ZY-063N		3/8	17	50.5	12	17.5	26	4.2	13.5	25.5	13.5	31
ZY-081N	8	1/8	17	49	8	19	30	4.2	15.5	27	15.5	27
ZY-082N		1/4	17	52	11	19	30	4.2	15.5	27	15.5	29
ZY-083N		3/8	17	53.5	12	19	30	4.2	15.5	27	15.5	34
ZY-102N	10	1/4	19	59.5	11	21.5	36	4.2	18.5	30	18.5	42
ZY-103N		3/8	19	61	12	21.5	36	4.2	18.5	30	18.5	48
ZY-104N		1/2	22	64	15	21.5	36	4.2	18.5	30	18.5	61
ZY-122N	12	1/4	22	64.5	11	23	41	4.2	21	32	21	51
ZY-123N		3/8	22	66	12	23	41	4.2	21	32	21	57
ZY-124N		1/2	22	69	15	23	41	4.2	21	32	21	67

C型ユニオン
C Type Connector
ZC

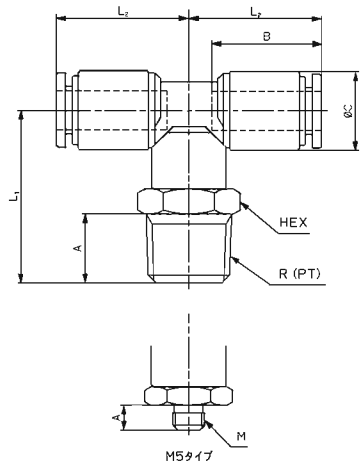

(unit : mm)

型番 Part No.	適用チューブ外径φ Applicable Tube O.D.	接続ネジ Connecting Screw R(PT),M	HEX	L_1	L_2	A	B	C	最小穴径 Minimum Opening	質量(g) Mass
ZC-045M	4	M5×0.8	10	16.5	18.5	4	16	10	2.5	8
ZC-041		1/8	10	20.5	18.5	8	16	10	2.5	10
ZC-042		1/4	14	24	18.5	11	16	10	2.5	17
ZC-065M	6	M5×0.8	12	20	21	4	17.5	12.5	2.5	13
ZC-061		1/8	12	24	21	8	17.5	12.5	4	16
ZC-062		1/4	14	27.5	21	11	17.5	12.5	4	21
ZC-063		3/8	17	29	21	12	17.5	12.5	4	29
ZC-081	8	1/8	14	25.5	23.5	8	19	14.5	6	20
ZC-082		1/4	14	28.5	23.5	11	19	14.5	6	24
ZC-083		3/8	17	30	23.5	12	19	14.5	6	32
ZC-102	10	1/4	17	31	27	11	21.5	17.5	8	34
ZC-103		3/8	17	32.5	27	12	21.5	17.5	8	39
ZC-104		1/2	22	35.5	27	15	21.5	17.5	8	55
ZC-122	12	1/4	19	33	29.5	11	23	20	8.5	45
ZC-123		3/8	19	34.5	29.5	12	23	20	9	51
ZC-124		1/2	22	37.5	29.5	15	23	20	9	64
ZC-163	16	3/8	22	41	35.5	12	28	26.5	12	80
ZC-164		1/2	22	44	35.5	15	28	26.5	12	93

D型ユニオン
D Type Connector
ZD

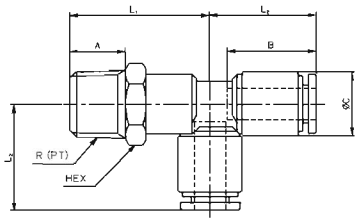

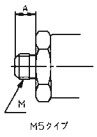

(unit : mm)

型番 Part No.	適用チューブ外径φ Applicable Tube O.D.	接続ネジ Connecting Screw R (PT) ,M	HEX	L1	L2	A	B	C	最小穴径 Minimum Opening	質量 (g) Mass
ZD-045M	4	M5×0.8	10	16.5	18.5	4	16	10	2.5	8
ZD-041		1/8	10	20.5	18.5	8	16	10	2.5	10
ZD-042		1/4	14	24	18.5	11	16	10	2.5	17
ZD-065M	6	M5×0.8	12	19.5	21	4	17.5	12.5	2.5	13
ZD-061		1/8	12	24	21	8	17.5	12.5	4	16
ZD-062		1/4	14	27.5	21	11	17.5	12.5	4	21
ZD-063		3/8	17	29	21	12	17.5	12.5	4	29
ZD-081	8	1/8	14	25.5	23.5	8	19	14.5	6	20
ZD-082		1/4	14	28.5	23.5	11	19	14.5	6	24
ZD-083		3/8	17	30	23.5	12	19	14.5	6	32
ZD-102	10	1/4	17	31	27	11	21.5	17.5	8	34
ZD-103		3/8	17	32.5	27	12	21.5	17.5	8	39
ZD-104		1/2	22	35.5	27	15	21.5	17.5	8	55
ZD-122	12	1/4	19	33	29.5	11	23	20	8.5	45
ZD-123		3/8	19	34.5	29.5	12	23	20	9	51
ZD-124		1/2	22	37.5	29.5	15	23	20	9	64
ZD-163	16	3/8	22	41	37	12	28	26.5	12	80
ZD-164		1/2	22	44	37	15	28	26.5	12	93

T型ユニオン
T Type Union
ZT

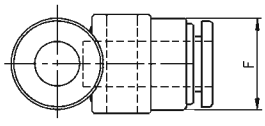

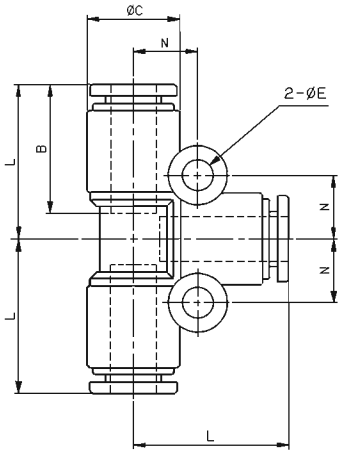

(unit : mm)

型番 Part No.	適用チューブ外径φ Applicable Tube O.D.	L	B	C	E	F	N	最小穴径 Minimum Opening	質量 (g) Mass
ZT-040	4	18.5	16	10	4.2	11	7.5	2.5	8
ZT-060	6	21	17.5	12.5	4.2	13.5	8.5	4	11
ZT-080	8	23.5	19	14.5	4.2	15.5	9.5	6	14
ZT-100	10	27	21.5	17.5	4.2	18.5	11	8	23
ZT-120	12	29.5	23	20	4.2	21	12	10	30
ZT-160	16	37	28	26.5	4.2	28	12.5	13	61

ストレートユニオン ZS・異径ストレートユニオン ZS・バルクヘッドユニオン ZX

ストレートユニオン
Equal Union
ZS

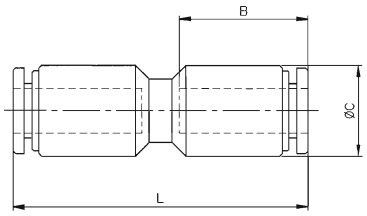

(unit : mm)

型番 Part No.	適用チューブ外径φ Applicable Tube O.D.	L	B	C	最小穴径 Minimum Opening	質量(g) Mass
ZS-040	4	33.5	16	10	2.5	4
ZS-060	6	36.5	17.5	12.5	4	6
ZS-080	8	39.5	19	14.5	6	8
ZS-100	10	45	21.5	17.5	8	13
ZS-120	12	47.5	23	20	10	17

異径ストレートユニオン
Reducing Union
ZS

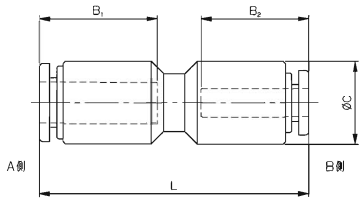

(unit : mm)

型番 Part No.	適用チューブ外径φ Applicable Tube O.D.		L	B1	B2	C	最小穴径 Minimum Opening	質量(g) Mass
	A側 A Side	B側 B Side						
ZS-0604	6	4	36.5	17.5	16	12.5	2.5	6
ZS-0806	8	6	39.5	19	17.5	14.5	4	8
ZS-1008	10	8	45	21.5	19	17.5	6	12
ZS-1210	12	10	47.5	23	21.5	20	8	17

バルクヘッドユニオン
Bulkhead Union
ZX

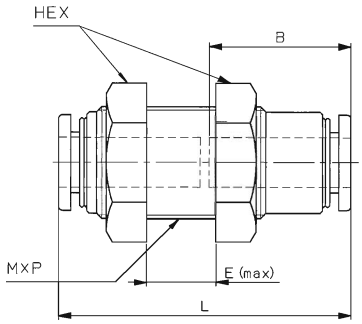

(unit : mm)

型番 Part No.	適用チューブ外径φ Applicable Tube O.D.	HEX	L	B	E	M×P	取付穴径 Panel Hole	最小穴径 Minimum Opening	質量(g) Mass
ZX-040	4	14	33	16	7.5	M12×1	13	2.5	20
ZX-060	6	17	36	17.5	9.5	M14×1	15	4	33
ZX-080	8	19	39	19	12.5	M16×1	17	6	42
ZX-100	10	23	44.5	21.5	18	M20×1	21	8	75
ZX-120	12	26	47	23	20.5	M22×1	23	9	92
ZX-160	16	30	57.5	28	26	M26×1.5	27	11	144

バルクヘッドユニオン（M）
Bulkhead Union
ZK

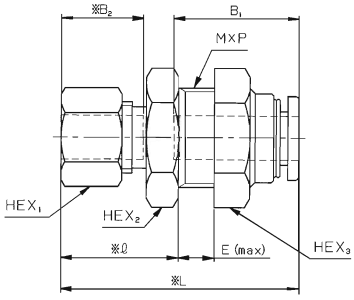

（unit : mm）

型番 Part No.	適用チューブ外径φ Applicable Tube O.D.	HEX1	HEX2	HEX3	L	ℓ	B1	B2	E	MXP	取付穴径 Panel Hole	最小穴径 Minimum Opening	質量（g） Mass
ZK-0404	4	10	14	14	29.5	15	16	11	5	M12×1	13	2.5	21
ZK-0606	6	12	17	17	33	16	17.5	11.5	5	M14×1	15	4	31
ZK-0808	8	14	19	19	35	17.5	19	13	6	M16×1	17	6	41
ZK-1010	10	17	22	23	40	19.5	21.5	14.5	9	M20×1	21	8	68
ZK-1212	12	19	24	26	43.5	21	23	16	10	M22×1	23	9	85

※印寸法は、ナットを締め付ける前の概略寸法を表わす。
※Dimension "※" shows rough dimension before the nut is tightened.

隔壁メスユニオン
Bulkhead Union
ZE

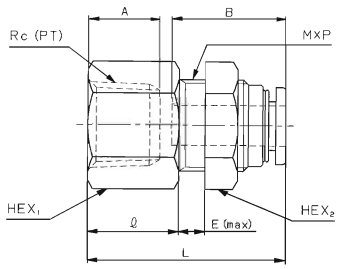

（unit : mm）

型番 Part No.	適用チューブ外径φ Applicable Tube O.D.	接続ネジ Connecting Screw Rc（PT）	HEX1	HEX2	L	ℓ	A	B	E	MXP	取付穴径 Panel Hole	最小穴径 Minimum Opening	質量（g） Mass
ZE-041	4	1/8	14	14	25.5	11	8	16	5	M12×1	13	2.5	21
ZE-042		1/4	17	14	28.5	14	11	16	5	M12×1	13	2.5	28
ZE-061	6	1/8	17	17	27	11	8	17.5	5	M14×1	15	4	33
ZE-062		1/4	17	17	30	14	11	17.5	5	M14×1	15	4	33
ZE-063		3/8	19	17	31.5	15	12	17.5	5	M14×1	15	4	35
ZE-081	8	1/8	19	19	28.5	11	8	19	6	M16×1	17	6	42
ZE-082		1/4	19	19	31.5	14	11	19	6	M16×1	17	6	56
ZE-083		3/8	19	19	32.5	15	12	19	6	M16×1	17	6	38
ZE-102	10	1/4	22	23	34.5	14	11	21.5	9	M20×1	21	8	73
ZE-103		3/8	22	23	35.5	15	12	21.5	9	M20×1	21	8	68
ZE-123	12	3/8	24	26	37.5	15	12	23	10	M22×1	23	9	88
ZE-124		1/2	24	26	40.5	18	15	23	10	M22×1	23	9	82
ZE-163	16	3/8	30	30	43	15	12	28	12	M26X1.5	27	11	110
ZE-164		1/2	30	30	46	18	15	28	12	M26X1.5	27	11	111

メスユニオン ZP・2口ターンエルボユニオン ZLY-R

メスユニオン
Female Connector
ZP

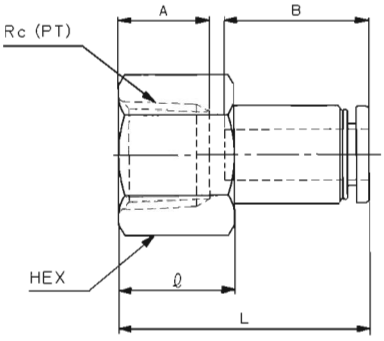

(unit : mm)

型番 Part No.	適用チューブ外径φ Applicable Tube O.D.	接続ネジ Connecting Screw Rc(PT)	HEX	L	ℓ	A	B	最小穴径 Minimum Opening	質量(g) Mass
ZP-041	4	1/8	12	25.5	11	8	16	2.5	9
ZP-042		1/4	17	28.5	14	11	16	2.5	23
ZP-061	6	1/8	14	27	11	8	17.5	4	16
ZP-062		1/4	17	30	14	11	17.5	4	24
ZP-063		3/8	19	31	15	12	17.5	4	25
ZP-081	8	1/8	17	28.5	11	8	19	6	26
ZP-082		1/4	17	31.5	14	11	19	6	27
ZP-083		3/8	19	32.5	15	12	19	6	29
ZP-102	10	1/4	19	34.5	14	11	21.5	8	42
ZP-103		3/8	19	35.5	15	12	21.5	8	35
ZP-122	12	1/4	22	36	14	11	23	10	57
ZP-123		3/8	22	37	15	12	23	10	53
ZP-124		1/2	24	40	18	15	23	10	56

2口ターンエルボユニオン
Two Port Turn Elbow
ZLY-R

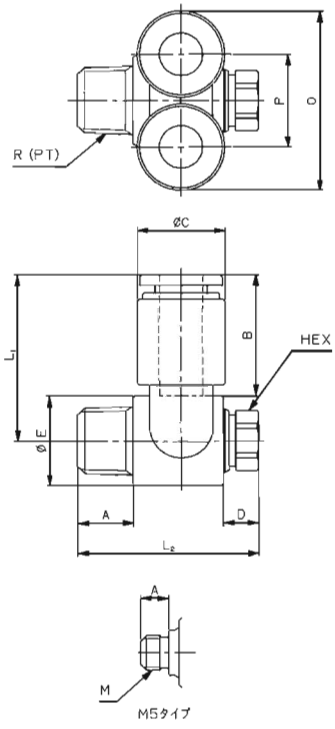

(unit : mm)

型番 Part No.	適用チューブ外径φ Applicable Tube O.D.	接続ネジ Connecting Screw R(PT),M	HEX	L_1	L_2	A	B	C	D	E	O	P	質量(g) Mass
ZLY-045MR	4	M5×0.8	8	21.5	18.5	4	16	10	3	10	21	11	9
ZLY-061R	6	1/8	8	24	26	8	17.5	12.5	3	13	26	13.5	18
ZLY-082R	8	1/4	12	28	32	11	19	14.5	4	17.6	30	15.5	36
ZLY-103R	10	3/8	14	31.5	36.5	12	21.5	17.5	4	20	36	18.5	54
ZLY-124R	12	1/2	17	35.5	42.5	15	23	20	4	25	41	21	90

L型プラグ
L Type Plug
ZL-P

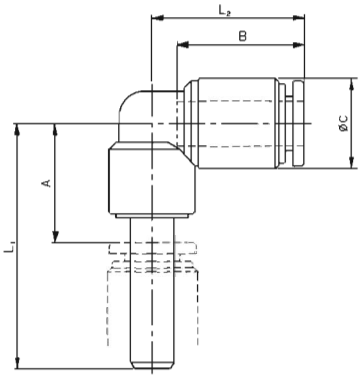

(unit : mm)

型番 Part No.	適用チューブ外径φ Applicable Tube O.D.	接続継手径φ Connecting fitting dia	L1	L2	A	B	C	最小穴径 Minimum Opening	質量(g) Mass
ZL-0404P	4	4	30	18.5	14	16	10	1.7	4
ZL-0406P		6	31	18.5	13.5	16	10	1.7	4
ZL-0408P		8	32.5	18.5	13.5	16	10	1.7	5
ZL-0606P	6	6	34	21	16.5	17.5	12.5	3.4	6
ZL-0608P		8	35.5	21	16.5	17.5	12.5	3.4	7
ZL-0610P		10	38	21	16.5	17.5	12.5	3.4	8
ZL-0808P	8	8	36.5	23.5	17.5	19	14.5	5.4	9
ZL-0810P		10	39	23.5	17.5	19	14.5	5.4	10
ZL-0812P		12	40	23.5	17	19	14.5	5.4	11
ZL-1010P	10	10	41.5	27	20	21.5	17.5	6.8	14
ZL-1012P		12	42.5	27	19.5	21.5	17.5	6.8	15
ZL-1212P	12	12	44.5	29.5	21.5	23	20	8.8	18

C型プラグ
C Type Plug
ZC-P

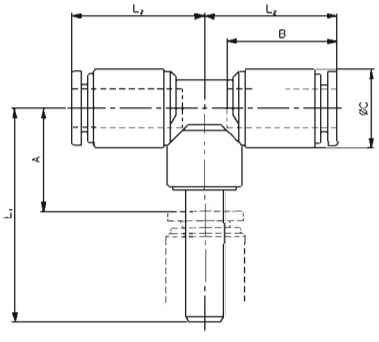

(unit : mm)

型番 Part No.	適用チューブ外径φ Applicable Tube O.D.	接続継手径φ Connecting fitting dia	L1	L2	A	B	C	最小穴径 Minimum Opening	質量(g) Mass
ZC-0404P	4	4	30	18.5	14	16	10	1.7	6
ZC-0406P		6	31	18.5	13.5	16	10	1.7	6
ZC-0408P		8	32.5	18.5	13.5	16	10	1.7	7
ZC-0606P	6	6	34	21	16.5	17.5	12.5	3.4	9
ZC-0608P		8	35.5	21	16.5	17.5	12.5	3.4	10
ZC-0610P		10	38	21	16.5	17.5	12.5	3.4	11
ZC-0808P	8	8	36.5	23.5	17.5	19	14.5	5.4	13
ZC-0810P		10	39	23.5	17.5	19	14.5	5.4	14
ZC-0812P		12	40	23.5	17	19	14.5	5.4	15
ZC-1010P	10	10	41.5	27	20	21.5	17.5	6.8	20
ZC-1012P		12	42.5	27	19.5	21.5	17.5	6.8	21
ZC-1212P	12	12	44.5	29.5	21.5	23	20	8.8	26

Y型プラグ ZY-P・テトラユニオン ZTR

Y型プラグ
Y Type Plug
ZY-P

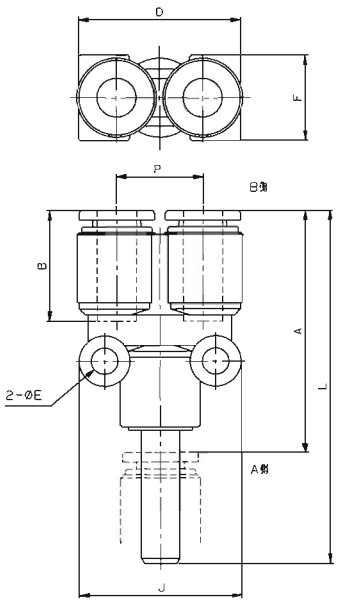

(unit : mm)

型番 Part No.	適用チューブ外径φ Applicable Tube O.D.	接続継手径φ Connecting fitting dia	L	A	B	D	E	F	J	P	最小穴径 Minimum Opening	質量(g) Mass
ZY-0404P	4	4	51.5	35.5	16	21	4.2	11	23	11	1.7	8
ZY-0406P		6	52.5	35	16	21	4.2	11	23	11	2.5	8
ZY-0408P		8	54	35	16	21	4.2	11	23	11	2.5	8
ZY-0606P	6	6	55.5	38	17.5	26	4.2	13.5	25.5	13.5	3.9	11
ZY-0608P		8	57	38	17.5	26	4.2	13.5	25.5	13.5	4	11
ZY-0610P		10	59.5	38	17.5	26	4.2	13.5	25.5	13.5	4	12
ZY-0808P	8	8	60	41	19	30	4.2	15.5	27	15.5	5.9	14
ZY-0810P		10	62.5	41	19	30	4.2	15.5	27	15.5	6	15
ZY-0812P		12	63.5	40.5	19	30	4.2	15.5	27	15.5	6	16
ZY-1010P	10	10	70	48.5	21.5	36	4.2	18.5	30	18.5	6.8	23
ZY-1012P		12	71	48	21.5	36	4.2	18.5	30	18.5	8	23
ZY-1212P	12	12	76	53	23	41	4.2	21	32	21	8.8	29

テトラユニオン
Tetra Connector
ZTR

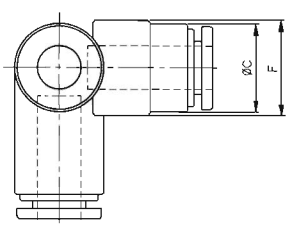

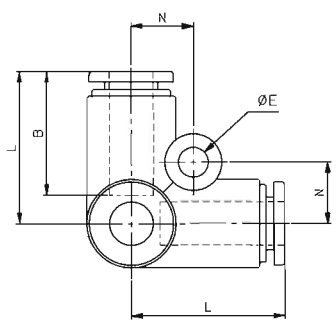

(unit : mm)

型番 Part No.	適用チューブ外径φ Applicable Tube O.D.	L	B	C	E	F	N	最小穴径 Minimum Opening	質量(g) Mass
ZTR-04	4	19	16	10	4.2	11	7.5	2.5	7
ZTR-06	6	21.5	17.5	12.5	4.2	13.5	8.5	4	11
ZTR-08	8	24	19	14.5	4.2	15.5	9.5	6	14
ZTR-10	10	27.5	21.5	17.5	4.2	18.5	13	8	24
ZTR-12	12	30	23	20	4.2	21	14	10	31

R(PT)付テトラユニオン
Tetra Connector with R(PT)
ZTR-N

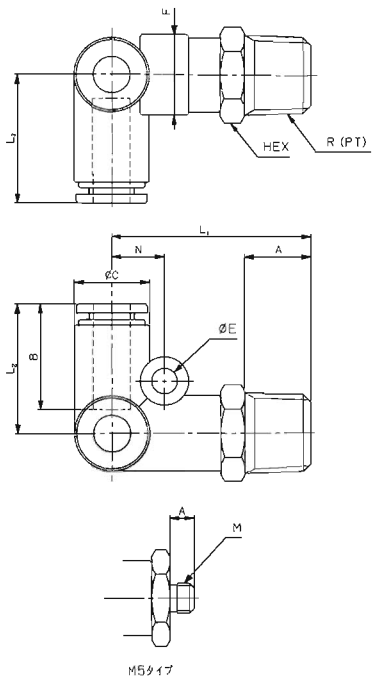

(unit : mm)

型番 Part No.	適用チューブ外径φ Applicable Tube O.D.	接続ネジ Connecting Screw R(PT),M	HEX	L1	L2	A	B	C	E	F	N	最小穴径 Minimum Opening	質量(g) Mass
ZTR-045MN	4	M5×08	10	22.5	19	4	16	10	4.2	11	7.5	2.5	11
ZTR-041N		1/8	10	26.5	19	8	16	10	4.2	11	7.5	2.5	13
ZTR-042N		1/4	14	30	19	11	16	10	4.2	11	7.5	2.5	20
ZTR-065MN	6	M5×0.8	14	25	21.5	4	17.5	12.5	4.2	13.5	8.5	2.5	19
ZTR-061N		1/8	14	30	21.5	8	17.5	12.5	4.2	13.5	8.5	4	22
ZTR-062N		1/4	14	33	21.5	11	17.5	12.5	4.2	13.5	8.5	4	25
ZTR-063N		3/8	17	34.5	21.5	12	17.5	12.5	4.2	13.5	8.5	4	33
ZTR-081N	8	1/8	17	32.5	24	8	19	14.5	4.2	15.5	9.5	6	28
ZTR-082N		1/4	17	35.5	24	11	19	14.5	4.2	15.5	9.5	6	33
ZTR-083N		3/8	17	37	24	12	19	14.5	4.2	15.5	9.5	6	38
ZTR-102N	10	1/4	19	39.5	27.5	11	21.5	17.5	4.2	18.5	13	8	45
ZTR-103N		3/8	19	41	27.5	12	21.5	17.5	4.2	18.5	13	8	52
ZTR-104N		1/2	22	44	27.5	15	21.5	17.5	4.2	18.5	13	8	65
ZTR-122N	12	1/4	22	41.5	30	11	23	20	4.2	21	14	8.5	60
ZTR-123N		3/8	22	43	30	12	23	20	4.2	21	14	9	68
ZTR-124N		1/2	22	46	30	15	23	20	4.2	21	14	9	77

FY型ユニオン
FY Type Connector
ZFY

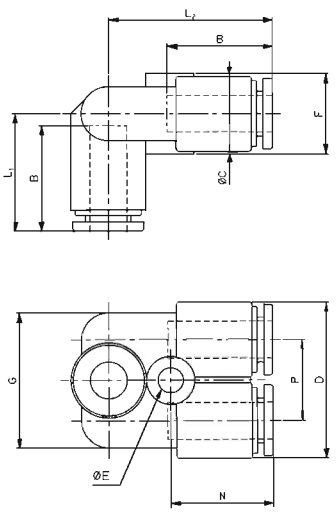

(unit : mm)

型番 Part No.	適用チューブ外径φ Applicable Tube O.D.	L1	L2	B	C	D	E	F	G	N	P	最小穴径 Minimum Opening	質量(g) Mass
ZFY-04	4	17.5	23.5	16	10	21	3.2	11	18	15.5	11	2.5	8
ZFY-06	6	19.5	27	17.5	12.5	26	4.2	13.5	22.5	17	13.5	4	12
ZFY-08	8	22	29	19	14.5	30	4.2	15.5	26.5	18	15.5	6	16
ZFY-10	10	25.5	33	21.5	17.5	36	4.2	18.5	31.5	20	18.5	8	25
ZFY-12	12	28	35.5	23	20	41	4.2	21	37	21.5	21	10	34

R(PT)付FY型ユニオン ZFY-N・二重Y型ユニオン ZWY

R(PT)付FY型ユニオン
FY Type Connector with R(PT)
ZFY-N

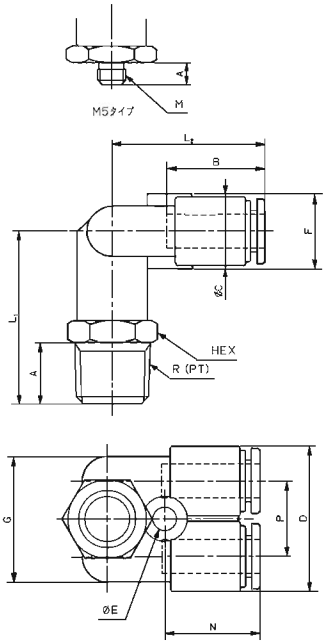

(unit : mm)

型番 Part No.	適用チューブ外径φ Applicable Tube O.D.	接続ネジ Connecting Screw R(PT),M	HEX	L1	L2	A	B	C	D	E	F	G	N	P	最小穴径 Minimum Opening	質量(g) Mass
ZFY-045MN	4	M5×0.8	10	21	23.5	4	16	10	21	3.2	11	18	15.5	11	2.5	12
ZFY-041N		1/8	10	25	23.5	8	16	10	21	3.2	11	18	15.5	11	2.5	14
ZFY-042N		1/4	14	28.5	23.5	11	16	10	21	3.2	11	18	15.5	11	2.5	20
ZFY-065MN	6	M5×0.8	14	23	27	4	17.5	12.5	26	4.2	13.5	22.5	17	13.5	2.5	21
ZFY-061N		1/8	14	28	27	8	17.5	12.5	26	4.2	13.5	22.5	17	13.5	4	23
ZFY-062N		1/4	14	31	27	11	17.5	12.5	26	4.2	13.5	22.5	17	13.5	4	26
ZFY-063N		3/8	17	32.5	27	12	17.5	12.5	26	4.2	13.5	22.5	17	13.5	4	35
ZFY-081N	8	1/8	17	30.5	29	8	19	14.5	30	4.2	15.5	26.5	18	15.5	6	30
ZFY-082N		1/4	17	33.5	29	11	19	14.5	30	4.2	15.5	26.5	18	15.5	6	34
ZFY-083N		3/8	17	35	29	12	19	14.5	30	4.2	15.5	26.5	18	15.5	6	39
ZFY-102N	10	1/4	19	37.5	33	11	21.5	17.5	36	4.2	18.5	31.5	20	18.5	8	47
ZFY-103N		3/8	19	39	33	12	21.5	17.5	36	4.2	18.5	31.5	20	18.5	8	53
ZFY-104N		1/2	22	42	33	15	21.5	17.5	36	4.2	18.5	31.5	20	18.5	8	66
ZFY-122N	12	1/4	22	39.5	35.5	11	23	20	41	4.2	21	37	21.5	21	8.5	63
ZFY-123N		3/8	22	41	35.5	12	23	20	41	4.2	21	37	21.5	21	9	71
ZFY-124N		1/2	22	44	35.5	15	23	20	41	4.2	21	37	21.5	21	9	80

二重Y型ユニオン
Double Y Type Connector
ZWY

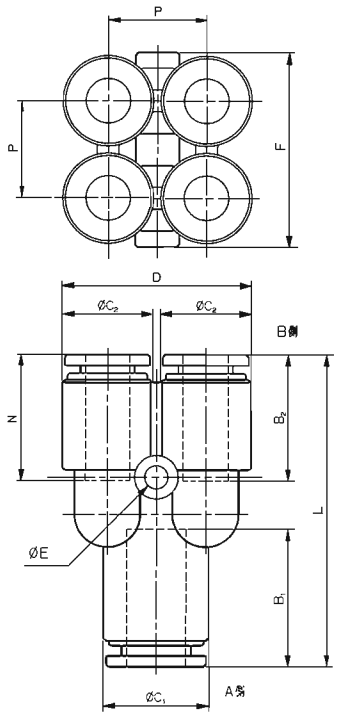

(unit : mm)

型番 Part No.	適用チューブ外径φ Applicable Tube O.D. A側 A Side	B側 B Side	L	B1	B2	C1	C2	D	E	F	N	P	質量(g) Mass
ZWY-0604	6	4	39	17.5	16	12.5	10	21	3.2	22	15.5	11	14
ZWY-0806	8	6	43	19	17.5	14.5	12.5	26	3.2	27	17	13.5	20

R(PT)付二重Y型ユニオン
Double Y Type Connector with R(PT)

ZWY-N

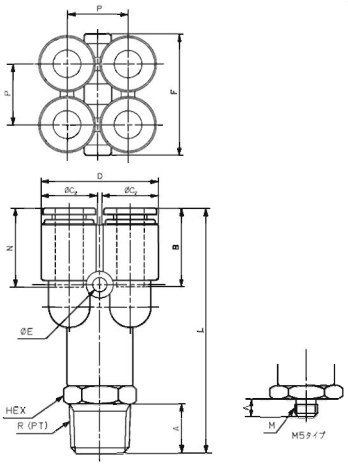

(unit : mm)

型番 Part No.	適用チューブ外径φ Applicable Tube O.D.	接続ネジ Connecting Screw R(PT),M	HEX	L	A	B	C	D	E	F	N	P	質量(g) Mass
ZWY-045MN	4	M5×0.8	14	42.5	4	16	10	21	3.2	22	15.5	11	23
ZWY-041N		1/8	14	47.5	8	16	10	21	3.2	22	15.5	11	25
ZWY-042N		1/4	14	50.5	11	16	10	21	3.2	22	15.5	11	28
ZWY-065MN	6	M5×0.8	17	46.5	4	17.5	12.5	26	3.2	27	17	13.5	36
ZWY-061N		1/8	17	51.5	8	17.5	12.5	26	3.2	27	17	13.5	34
ZWY-062N		1/4	17	54.5	11	17.5	12.5	26	3.2	27	17	13.5	39
ZWY-063N		3/8	17	56	12	17.5	12.5	26	3.2	27	17	13.5	44

クロスユニオン
Cross Union

ZCR

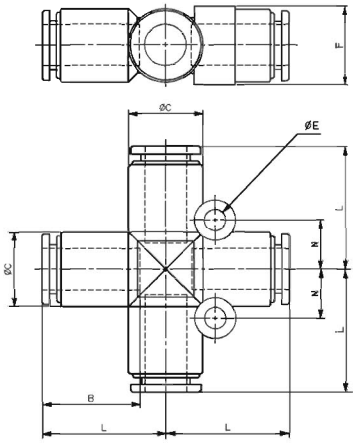

(unit : mm)

型番 Part No.	適用チューブ外径φ Applicable Tube O.D.	L	B	C	E	F	N	最小穴径 Minimum Opening	質量(g) Mass
ZCR-08	8	24	19	14.5	4.2	15.5	9.5	6	19
ZCR-10	10	27.5	21.5	17.5	4.2	18.5	11	8	30
ZCR-12	12	30	23	20	4.2	21	12	10	39

レジューサー
Reducer

ZR

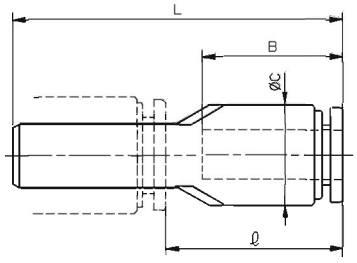

(unit : mm)

型番 Part No.	適用チューブ外径φ Applicable Tube O.D.	接続継手径φ Connecting fitting dia	L	ℓ	B	C	最小穴径 Minimum Opening	質量(g) Mass
ZR-0406	4	6	38.5	21	16	10	2.3	3
ZR-0604	6	4	42	26	17.5	12.5	2.3	4
ZR-0608		8	41	22	17.5	12.5	4	4
ZR-0610		10	42	20.5	17.5	12.5	4	5
ZR-0810	8	10	44.5	23	19	14.5	6	6
ZR-0812		12	44	21	19	14.5	6	7
ZR-1012	10	12	48	25	21.5	17.5	8	9

接続プラグ ZJ-V・異径接続プラグZJ・ブランクプラグ ZM-BV

接続プラグ
Connector Plug
ZJ-V

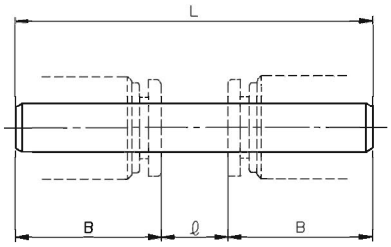

材質:ポリアミド樹脂(Material:Polyamide)　(unit : mm)

型番 Part No.	接続継手径φ Connecting fitting dia	L	ℓ	B	最小穴径 Minimum Opening	質量(g) Mass
ZJ-040V	4	43	11	16	2.5	0.5
ZJ-060V	6	43	8	17.5	4	1
ZJ-080V	8	47	9	19	6	1.5
ZJ-100V	10	56	13	21.5	7.5	2.5
ZJ-120V	12	61	15	23	9.2	3.5

異径接続プラグ
Reducing Connector Plug
ZJ

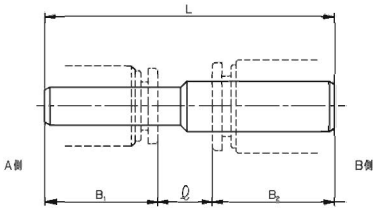

材質:ポリアミド樹脂(Material:Polyamide)　(unit : mm)

型番 Part No.	接続継手径φ Connecting fitting dia		L	ℓ	B_1	B_2	最小穴径 Minimum Opening	質量(g) Mass
	A側 A Side	B側 B Side						
ZJ-0406	4	6	43	9.5	16	17.5	2.3	0.8
ZJ-0608	6	8	45	8.5	17.5	19	4	1
ZJ-0810	8	10	50.5	10	19	21.5	6	2
ZJ-1012	10	12	58	13.5	21.5	23	7.5	3

ブランクプラグ
Blank Plug
ZM-BV

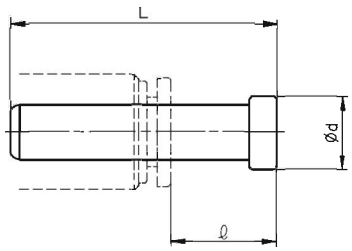

材質:ポリアミド樹脂(Material:Polyamide)　(unit : mm)

型番 Part No.	接続継手径φ Connecting fitting dia	L	ℓ	d	質量(g) Mass
ZM-04BV	4	27	11	6	0.5
ZM-06BV	6	29	11.5	8	1
ZM-08BV	8	33	14	10	2
ZM-10BV	10	40	18.5	12	3
ZM-12BV	12	43	20	14	4

キャップ
Cap
ZCP

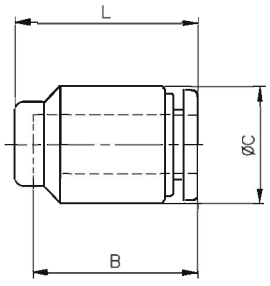

(unit : mm)

型番 Part No.	適用チューブ外径φ Applicable Tube O.D.	B	φC	L	質量(g) Mass
ZCP-04	4	16	10	18	2
ZCP-06	6	17.5	12.5	19.5	3
ZCP-08	8	19	14.5	21	4
ZCP-10	10	21.5	17.5	24	7
ZCP-12	12	23	20	26	9

ブロックマニホールド(シングル)
Block Manifolds (Single)
ZM

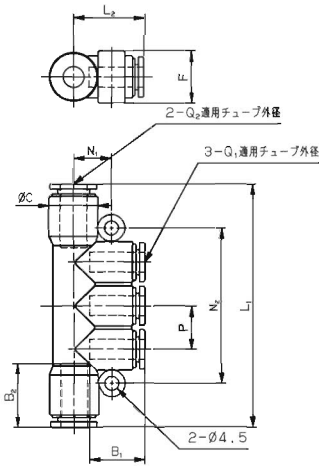

(unit : mm)

型番 Part No.	適用チューブ外径φ Applicable Tube O.D.		L1	L2	B1	B2	C	F	N1	N2	P	質量(g) Mass
	Q1	Q2										
ZM-0406	4	6	64	18.5	16	17.5	12.5	13.5	10.5	39	10.5	16
ZM-0408	4	8	66	19.5	16	19	14.5	15.5	11.5	39	10.5	18
ZM-0608	6	8	73	21	17.5	19	14.5	15.5	11.5	46.5	13	23
ZM-0610	6	10	78.5	22	17.5	21.5	17.5	18.5	13	46.5	13	28
ZM-0810	8	10	84.5	23.5	19	21.5	17.5	18.5	13	52.5	15	33

ブロックマニホールド(シングル)R(PT)付
Block Manifolds (Single) with R(PT)
ZM-N

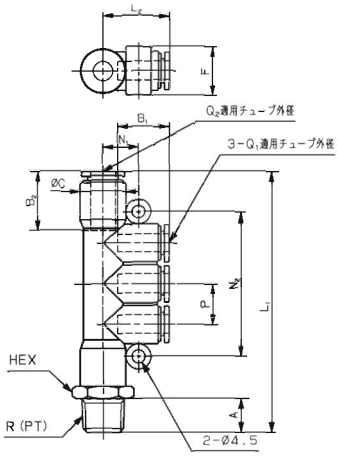

15.5

(unit : mm)

型番 Part No.	適用チューブ外径φ Applicable Tube O.D.		接続ネジ Connecting Screw R(PT)	HEX	L1	L2	A	B1	B2	C	F	N1	N2	P	質量(g) Mass
	Q1	Q2													
ZM-04061N	4	6	1/8	14	72.5	18.5	8	16	17.5	12.5	13.5	10.5	39	10.5	27
ZM-04082N	4	8	1/4	17	77.5	19.5	11	16	19	14.5	13.5	11.5	39	10.5	37
ZM-06082N	6	8	1/4	17	84.5	21	11	17.5	19	14.5	15.5	11.5	46.5	13	41
ZM-06103N	6	10	3/8	19	91.5	22	12	17.5	21.5	17.5	18.5	13	46.5	13	56
ZM-08103N	8	10	3/8	19	97.5	23.5	12	19	21.5	17.5	18.5	13	52.5	15	61