# SCMシリーズ

## 特長　Features

■ 小型、軽量で優れた流量特性
配管スペースを大幅に縮小・小型化しながらも有効断面積は
従来品と同等以上。

■ 低速スピードコントローラー設定
流量が少なく微量の調整が必要な微速シリンダなどの速度制御に最適です。

■ 配管方向自由自在
ユニバーサルタイプは配管方向を360度自由に取付け可能です。

■ Small size and light weight with excellent flow characteristics
Effective cross section area is the same or wider compared with conventional type, while piping space is greatly narrowed and body size made compact.

■ Low-speed controller setting
Most suitable for speed control of dead-slow cylinder requiring fine adjusting under fewer flow.

■ Free piping direction
The universal type allows free piping direction to 360 degrees.

## 型番表示方法　How to designate

**SC M - 3 3M - I T**

SCMシリーズ記号
SCM Series Name

形状
Shape

| | |
|---|---|
| M | エルボ Elbow |
| U | ユニバーサル Universal |

適用チューブ外径
Applicable tube O.D.

| | |
|---|---|
| 3 | φ3.2 |
| 4 | φ4 |
| 6 | φ6(M3は除く)<br>(except M3) |

ねじサイズ
Screw Size

| | |
|---|---|
| 3M | M3×0.5 |
| 5M | M5×0.8 |

制御方式
Control system

| | |
|---|---|
| I | メータイン Meter in |
| 無記号<br>No indication | メータアウト Meter out |

流量調整区分
Flow control zones

| | |
|---|---|
| 無記号<br>No indication | ノーマル Normal |
| T | 低速調整<br>Low-speed control |

## 外形寸法　External Dimension

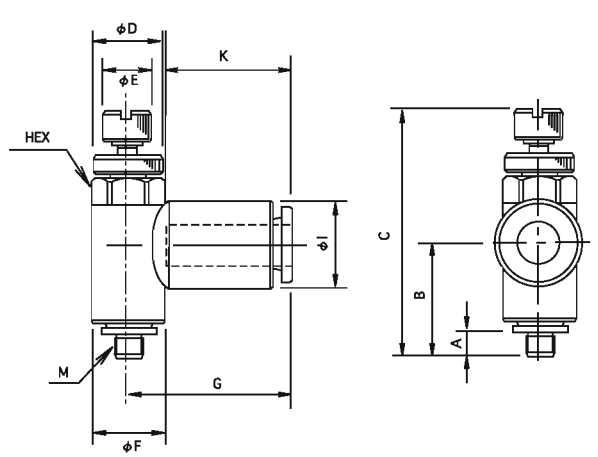


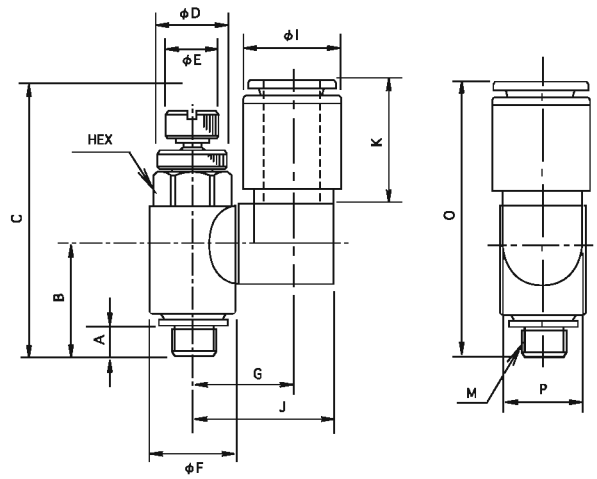


## 外形寸法　External Dimension

(unit : mm)

| 型番<br>Model No. | 適用チューブ外径φ<br>Applicable tube O.D. | M | A | B | C<br>Max | C<br>Min | D | E | F | G | HEX | I | K | 有効断面積(mm²)<br>Effective cross section<br>自由流<br>Free flow | 有効断面積(mm²)<br>Effective cross section<br>制御流<br>Control flow | 質量(g)<br>Mass |
|---|---|---|---|---|---|---|---|---|---|---|---|---|---|---|---|---|
| SCM-33M | φ3.2 | M3×0.5 | 2.4 | 11.4 | 27.6 | 25.1 | 7 | 5 | 7.4 | 15.5 | 7 | 7.5 | 11.7 | 0.4 | 0.3 | 4.9 |
| SCM-43M | φ4 | M3×0.5 | 2.4 | 11.4 | 27.6 | 25.1 | 7 | 5 | 7.4 | 16.6 | 7 | 8.8 | 12.9 | 0.4 | 0.3 | 5.7 |
| SCM-35M | φ3.2 | M5×0.8 | 3.4 | 12.4 | 30.2 | 27.2 | 8 | 6 | 9.6 | 16 | 8 | 7.5 | 11.7 | 1.3 | 1.2 | 7.9 |
| SCM-45M | φ4 | M5×0.8 | 3.4 | 12.4 | 30.2 | 27.2 | 8 | 6 | 9.6 | 17.2 | 8 | 8.8 | 12.9 | 1.3 | 1.2 | 8.8 |
| SCM-65M | φ6 | M5×0.8 | 3.4 | 12.4 | 30.2 | 27.2 | 8 | 6 | 9.6 | 18.8 | 8 | 10.8 | 14 | 1.3 | 1.2 | 9.6 |

| 型番<br>Model No. | 適用チューブ外径φ<br>Applicable tube O.D. | M | A | B | C<br>Max | C<br>Min | D | E | F | G | HEX | I | J | K | O | P | 有効断面積(mm²)<br>Effective cross section<br>自由流<br>Free flow | 有効断面積(mm²)<br>Effective cross section<br>制御流<br>Control flow | 質量(g)<br>Mass |
|---|---|---|---|---|---|---|---|---|---|---|---|---|---|---|---|---|---|---|---|
| SCU-33M | φ3.2 | M3×0.5 | 2.4 | 11.4 | 27.6 | 25.1 | 7 | 5 | 7.4 | 9.3 | 7 | 6.8 | 12.8 | 11.7 | 27.2 | 6.8 | 0.4 | 0.3 | 6.9 |
| SCU-43M | φ4 | M3×0.5 | 2.4 | 11.4 | 27.6 | 25.1 | 7 | 5 | 7.4 | 9.3 | 7 | 7.9 | 13.3 | 12.9 | 28.3 | 7 | 0.4 | 0.3 | 7.7 |
| SCU-35M | φ3.2 | M5×0.8 | 3.4 | 12.4 | 30.2 | 27.2 | 8 | 6 | 9.6 | 11.2 | 8 | 7.8 | 15.6 | 11.7 | 28 | 8.8 | 1.3 | 1.2 | 13.2 |
| SCU-45M | φ4 | M5×0.8 | 3.4 | 12.4 | 30.2 | 27.2 | 8 | 6 | 9.6 | 11.2 | 8 | 8.8 | 15.6 | 12.9 | 29 | 8.8 | 1.3 | 1.2 | 14.0 |
| SCU-65M | φ6 | M5×0.8 | 3.4 | 12.4 | 30.2 | 27.2 | 8 | 6 | 9.6 | 11.2 | 8 | 10.8 | 15.6 | 14 | 30.6 | 8.8 | 1.3 | 1.2 | 15.0 |

## 構造断面図　Internal Structure

### エルボタイプ　Elbow type

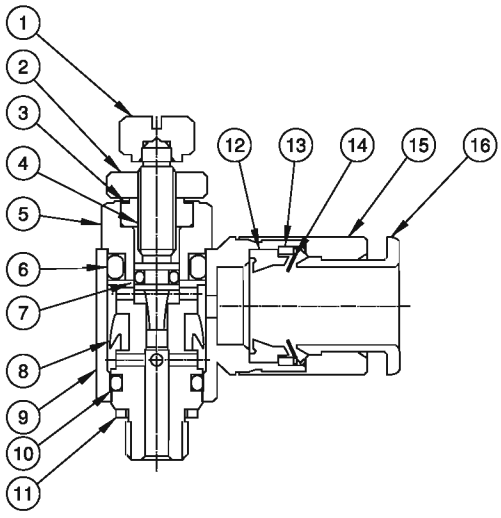


### ユニバーサルタイプ　Universal type

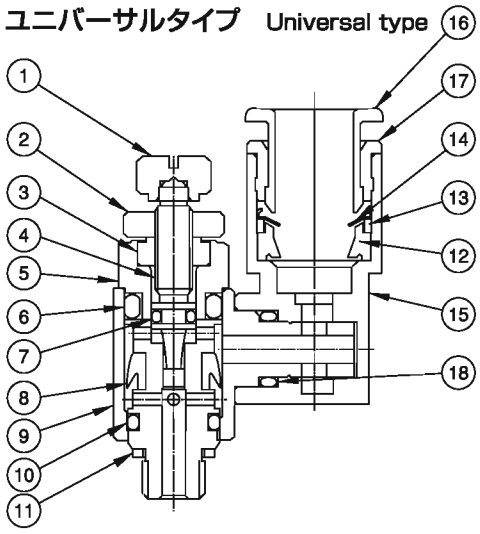


| 番号 No. | 名　称　Part Name | 材　質　Materials |
|---|---|---|
| 1 | ハンドル　Handle | C3604BD<br>無電解Niメッキ Non-electrolytic Ni plating |
| 2 | ロックナット　Look nut | C3604BD<br>無電解Niメッキ Non-electrolytic Ni plating |
| 3 | グランドナット　Gland nut | C3604BD<br>無電解Niメッキ Non-electrolytic Ni plating |
| 4 | スピンドル　Spindle | SUS303 |
| 5 | 回転軸　Revolving shaft | C3604BD (M3 Size SUS303)<br>無電解Niメッキ Non-electrolytic Ni plating |
| 6 | Oリング　O-ring | NBR |
| 7 | Oリング　O-ring | NBR |
| 8 | Vパッキン　V-packing | NBR |
| 9 | 回転体　Revolving body | PBT(V-O) |

| 番号 No. | 名　称　Part Name | 材　質　Materials |
|---|---|---|
| 10 | Oリング　O-ring | NBR |
| 11 | ガスケット　Gasket | SUS+NBR |
| 12 | パッキン　Packing | NBR |
| 13 | チャックホルダー Chuck holder | C3604BD<br>無電解Niメッキ Non-electrolytic Ni plating |
| 14 | チャック　Chuck | SUS301 |
| 15 | 継手本体　Fitting body | C3771BE<br>無電解Niメッキ Non-electrolytic Ni plating |
| 16 | プッシュリング　Push ring | PBT(V-O) |
| 17 | アウターリング　Outer ring | C3604BD<br>無電解Niメッキ Non-electrolytic Ni plating |
| 18 | Oリング　O-ring | NBR |

## 流量特性　Flow characteristics

●標準タイプ　Standard type

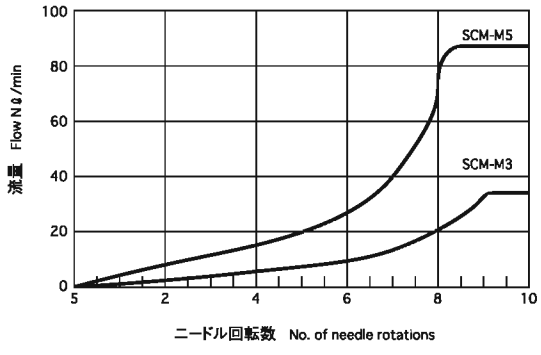

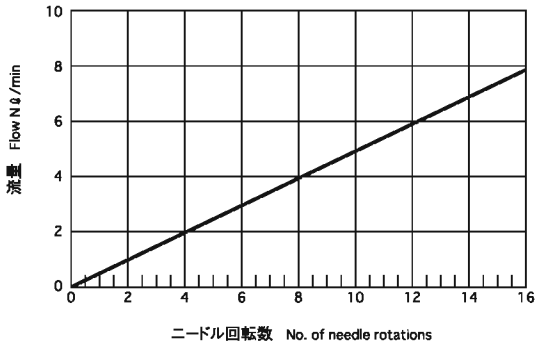
●低速タイプ　Low-speed type